

GRITTY GREETINGS



Waco Gem and Mineral Club

Volume 65, Issue 2, February, 2024

P.O. Box 8811, Waco, TX 76714-8811

<< << << << << << << << << << << <> >> >> >> >> >>

| | |
|--|-----|
| Table of contents, upcoming events | 1 |
| WGMC Contacts | 2 |
| Minutes from January meeting | 2,3 |
| February Birthstone..... | 3 |
| Brad Smith Bench Tips..... | 4,5 |
| Notes | 7 |
| Club Purpose..... | 7 |

Upcoming events

~~ OUR NEXT CLUBHOUSE MEETING will be SATURDAY, Feb. 3rd, 2024 @ 10:00 am.

East Texas Gem & Mineral Show - 01/26/2024- 01/28/2024
Tyler , TX

Tyler Rose Garden Center,

Contacts

| | | | |
|-----------------------|--|-------------------|--|
| President | Roy Cooper 254-749-9961 coopersfarmstore@yahoo.com | Treasurer | Dorothy Marstaller dmarstaller1021@gmail.com |
| Vice-President | Scott Halvorson 254-424-8829 Baylordad312@gmail.com | Secretary | Harry Senn senn.harry@yahoo.com |
| Newsletter | John Langston johnjkbear@aol.com | Website | www.wacogemandmineral.org |
| | | Club email | wacogemandmineralclub@gmail.com |

WGMC Minutes for January 6th, 2024

Harry Senn, Secretary

The meeting was **Called to Order** at 10:01 am. by Harry Senn, Secretary, President pro tem.

The visitors were welcomed.

Harry announced the \$1.00 donation for those members who were present but not wearing their name badges. Harry led with his donation, and several followed.

The next announcement was that the 2025 Dues were due. Also, if a person had joined and paid their dues after Oct 1 of last year then their dues are good until January of next year, 2025..

Mr. President pro tem brought it to the attention of the Club and the visitors that the **Minutes of the last Meeting** were published in the latest "Gritty Greetings" Newsletter, and that the newsletter was posted online on the "Newsletter" page. He announced that if there were no additions or corrections that we could consider the Minutes just hunky dorey as published. Bob immediately made the motion that the previous minutes be accepted as hunky dorey as published. John H. brought the second. The grouped then laughed their unanimous consent.

Dorothy did a wonderful job giving the **Treasurers Report**.

The **Program** for February 3 will be a field trip to "Gallery 11 Crystals & Jewelry" at 1319 Austin Ave, Waco, Tx. immediately following the Monthly Meeting at the Club House.

The meeting was **Adjourned** at 10:14 am.

Gritty Greetings: Waco Gem and Mineral Club Newsletter

Program: The *"Show and Tell"* program was given by many individuals as we all gathered around a table to look and listen. They presented rocks, minerals and polished stones as well as wonderful explanations about each of them.

February Birthstone Amethyst




Amethyst is purple quartz and is a beautiful blend of violet and red that can be found in every corner of the world. The name comes from the Ancient Greek, derived from the word *methustos*, which means "intoxicated." Ancient wearers believed the gemstone could protect them from drunkenness.

- See more at: <http://www.americangemsociety.org/>

Brad's Bench Tips (Reprinted from 2020)

PROBLEMS WITH SMALL DRILLS

Drilling small holes can be a problem. With drills that are less than 1 mm (18 gauge or .040 inches), some chucks will not tighten down well enough to hold the drill securely. The problem is easily solved in either of two ways - with a chuck adapter or by buying your small drills with a 3/32 inch shank size. Either way you have a large shank to be gripped in your drill press, Foredom or Dremel, so changing bits is fast and easy.



PRE-MADE BEZEL CUPS

As a general rule of thumb, I assume it's going to take me 15 - 20 minutes to make a bezel for an ordinary cabochon, so for some projects buying pre-made cups can save a lot of time. But if you go this route, keep in mind three things.

First, try to get cups made from fine silver, not sterling. Fine silver is softer and burnishes over the stone more easily.

Second, you may have trouble matching the shape and size of the stone with the shape and size of the bezel cup. Purchased cups can only be found in a limited number of standard sizes. You may have to adjust your choice of gemstone to match the cup. The other consideration is that pre-made cups often have fairly low side walls. While these are fine for low-dome stones, they're not dependable for stones with steep side walls.


Lastly before setting, check the fit of your gemstone in the cup, particularly around the bottom. The bottom corners of a stamped cup are much more rounded than a bezel you would fabricate yourself. This causes a problem with stones that have a sharp edge around the bottom. Burnishing the bezel over one of these stones will place a lot of stress on the stone and may cause it to crack. To avoid this, I round off the bottom edge of the stone with a diamond file (or use sandpaper on soft stones).



Gritty Greetings: Waco Gem and Mineral Club Newsletter

Volume 61, Issue 4, April, 2020

Page 4



Making jewelry involves a multitude of skills, intricate hand work, and a lot of problem solving. In this series Books in this series help to:

- Broaden your metalworking skills
- Improve productivity at the bench
- Save money on tools and supplies

You'll find hundreds of low cost and really practical tips and techniques that the author uses in his work and teaches in his classes and workshops.

<http://amazon.com/dp/B0BQ8YVLTJ>

This editor attended the Fredricksburg Rockhounds annual show last Sunday, and won the grand prize in the raffle! More about it later!


Thanks, Stephanie, for this article!

The Yale Peabody Museum of Natural History houses the skeleton of an Archelon ischyros, recognized as the largest turtle to have ever existed. This colossal sea creature bore gear-shaped bones, functioning as stomach bone plates that defended against threats from below. Interestingly, the skeleton displays a missing right lower flipper, with evidence suggesting this was due to an incident in its early life.

This injury potentially occurred during its hatchling phase, either from an attempted bird attack as it made its way to the sea or from a larger predator such as a mosasaur or a Xiphactinus. Estimated to have lived for about 100 years, this Archelon ischyros measured an impressive 15 feet (460 cm) from head to tail, spanned 13 feet (400 cm) from flipper to flipper, and weighed a remarkable 4,900 pounds (2,200 kg).

Living around 80 to 66 million years ago, these magnificent creatures' fossils were discovered in regions now part of South Dakota and Wyoming, once submerged under a shallow sea during the Late Cretaceous period. Their extinction might be linked to increased predation on their land-based eggs and hatchlings, along with a cooling climate, factors that other turtle species managed to endure due to their adaptive thermoregulation capabilities.

#YalePeabody #Museum #skeleton #Archelonischyros #turtle #tortoise #creature #animals #fossils #mosasaur #Xiphactinus #sea #discovered #ancient #history #historical #prehistorical



Notes

The editor requests news items from any member to be included in the Gritty Greetings.

Deadline for submissions is the 20th day of the month. Contributions to the newsletter are encouraged.

Name Tags:

It is great that we feed the pig at our meetings because we don't have or have lost or forgotten our nametags to drop a dollar in the pig. The money from the pig goes toward our Scholarship program, and we really do appreciate every dollar or more. However, if you need a name tag you can purchase them at the businesses below!

Waco Gem & Mineral Club nametags are available at **Print Mart**, 202 Deb (behind AutoNation Chevrolet). Cost with a pin back is \$8.00 (with tax \$8.66), and with a magnet back is \$11.00 (\$11.91). or at Award Specialties at 431 Lake Air Dr.

Club Dues:

Annual Waco Gem and Mineral Club dues are \$12.00 for an individual membership or \$20.00 for a family membership. Please check with Dorothy if you aren't sure whether you've paid your Dues!

Shop Fees:

Lapidary Workshop fee is \$2.00 per hour. Slab Saw fee is an additional \$2.00 per hour. Class fees are always dependent upon class and instructor.

The Waco Gem and Mineral Club is a member of the South-Central Federation of Mineral Societies; and the American Federation of Mineralogical Societies. Meetings are held on the first Saturday of each month (except July and September) at 10:00 a.m. at the Waco Gem and Mineral Club Clubhouse, 187 South McLennan Drive in Elm Mott, Texas. The lapidary workshop is in the clubhouse.

Our website is www.wacogemandmineral.org

Facebook: <https://www.facebook.com/WacoGemAndMineralClub>

Club Purpose

- to bring about a close association of those persons interested in earth science and lapidary arts
- to increase and disseminate knowledge about rocks, minerals, fossils, Indian artifacts and other geological materials
- to encourage lapidary art and the collection and exhibition of rocks, minerals, fossils and artifacts
- to conduct field trips, meetings, lectures, displays and an annual show for the edification of the public
- to cooperate with educational and scientific institutions and other groups in increasing knowledge and popular interest.
-



Gritty Greetings: Waco Gem and Mineral Club Newsletter